

Miami Valley  
Miata Club



# THE WRIGHT ROADSTER

ZOOM-ZOOM

May 2021 Volume 33, Issue 5



## The President's Corner

by Jim Brokaw

Welcome to the May edition of the world famous *The Wright Roadster*! Although Covid-19 has thrown some nasty curves our way over the last year, with the improved weather our event schedule is picking up speed. I hope to see you at the Poker Run Drive and Picnic on Saturday, May 8. With the state still limiting gatherings to 10 people, and most restaurants adhering to social distancing guidelines, the club will continue to support and encourage picnic-style meets at the end of our drives. We'll figure out how to hold our Meet and Greets; hopefully at accommodating restaurants.

I want to thank Randy and Linda Mott for hosting a very nice Shop Day at their farm, where stories were told, oil and headlights were changed, brakes were adjusted, and a surprisingly complicated sound system swap out were all tackled! Also, thanks to Tim Howard for providing coffee and donuts. The club also added to the calorie count by ordering personal pizzas for the attendees. Whew!








In other news, the club has been working with our sponsor, Jeff Schmitt Mazda, to update our outdated sponsor agreement, and I had hoped to announce the final product in this newsletter. The agreement is nearly done, and we are waiting for the final endorsement by their leadership. For years, Jeff Schmitt Mazda has been very generous to our club and I expect that to continue. They support us financially and offer club discounts on parts, accessories and service. In return, please show your appreciation by taking your Miata business to them. Thanks, and keep the sunny side up!



"The newsletter is an official MVMC publication. By agreement with Jeff Schmitt Mazda we are to provide them with advertising space with their logo in every issue of the newsletter. As the Jeff Schmitt logo is a part of the newsletter, we don't want to appear to be in competition with our sponsor. Therefore, no advertising of used vehicles will appear in the newsletter.

We will advertise Miata related parts in the newsletter at no charge for MVMC members. The MVMC will help with preparing and releasing advertisements for used vehicles for MVMC members by e-mail distribution directly to members and on MVMC Facebook page(s)."

## Miami Valley Miata Club Officers for 2021

 <p><b>President</b> Jim Brokaw</p>	 <p><b>Secretary-Treasurer</b> Patti Purdin</p>
 <p><b>Vice President</b> Clyde Hebert</p>	 <p><b>Technical Director</b> Tim Howard</p>
 <p><b>Membership Director</b> Pat Valley</p>	 <p><b>Newsletter Editor/Webmaster</b> Dave Berry</p>
 <p><b>Rally Master</b> Chuck Valley</p>	

### From the Membership Desk

by Pat Valley  
Membership Director

There are no new members to report his month.

We wish the following members happy birthday in May:

#### May Birthdays

05/02	Katelyn Fields
05/02	Mike Smith
05/03	Bob Luken
05/12	Nick Speck
05/17	Lee Korb
05/17	Jill Wetmore
05/25	Paul Weglage
05/26	Mike Wheeler
05/27	Roderick Leupp
05/27	Tom Seay
05/28	Susan Hughes
05/29	Denise Thrasher
05/29	Pat Valley

#### New Members in 2021

Roderick & Stephanie Leupp  
A.J. Mesaros, Jr.  
Erik Vasco  
Jeff & Bridget Fath  
Joe & Cindy Beatty  
Nancy & Albert Szkarupa  
Moe & Marie LaBrie  
Bob & Terry Stockholm



## MVMC 2021 Calendar of Events

**NOTE: This is displayed as a running calendar of upcoming events for which at least two of the three factors of date, host(s) and venue are CONFIRMED.**



Date	Event	Host(s)	Venue
May 8	Poker Run & Lunch	Chuck & Pat Valley	Xenia Bike Hub/Rotary Park Beavercreek
May 15	Plain Folk Café Drive & Dine	Dave & Peggy Berry	Pleasant Plain, OH
May 22	Drive & Picnic	Chuck & Pat Valley	TBA
May 29	Cartridge Brewing Tour	Mike & Gail Allen	Maineville, OH

### NOTES:

- We will not be attending a Dayton Dragons game on May 20, as was provisionally scheduled. That date is a road game. Also, we feel it best to wait until the state of Ohio eases restrictions on group gatherings so that we can sit together as a group.
- June events remain a bit tenuous and are not yet being shown.

*Mazda*  
ON THE WEB Links of interest:

MVMC GROUP FACEBOOK PAGE:

<https://www.facebook.com/groups/300608016771949/>

MVMC ORG FACEBOOK PUBLIC PAGE

<https://www.facebook.com/pages/Miami-Valley-Miata-Club/229407270577928>

LINKS TO MIATA CLUBS IN THE MIDWEST

<http://www.miata.net/clubs/ohkywv.html>

BUCKEYE MIATA CLUB / COLUMBUS-

<http://www.buckeyemiataclub.com/>

GREATER CINCINNATI <http://www.cincimiata.com/news.asp>

INDY MIATA CLUB <http://www.indymiata.org/>

OHIO MIATA OWNERS FACEBOOK PRIVATE GROUP (request to join)

<https://www.facebook.com/groups/478759678813248/>

## Dogwoods in the Smokies



From 15-18 April many of us MVMC members joined up with Mike Wheeler and Sally Morgan for a nice drive in a few communities in the Maryville area to observe the white dogwoods in full bloom. Overshadowed by colorful and bountiful 🌸 Azaleas, many yards competing for the annual coveted Dogwood Tour Award had large clumps of Azaleas all around the front of their homes. I thought this drive could have appropriately been called, “The Azalea Drive of the Smoky Mountains” as they were a predominant feature of the routes we drove. Redbuds provided a natural red beauty along the way down through Kentucky, Tennessee, and North Carolina. Pat Valley finally got to drive her red '91 NA both directions on the Tail of the Dragon to officially earn her ToD sticker! The 30-year-old Miata turned 50,000 miles on this trip. No leaks, no drips, no errors, as Johnny Bench would say! The next day some of us went on a drive on both old and new sections of Foothills Parkway, then on to Fort Loudon and hors d'oeuvres at Sally's, then a food truck extravaganza later in the day. Some of us traveled the new section of Foothills Parkway, swung by Cades Cove Cellars for wine tasting, SR129 “Tail of the Dragon” to get to Robbinsville NC for lunch, then drove the winding and scenic Cherohala Skyway with various shades of green along the mountain roads. This trip provided great sunny weather in the mid to upper 60's and a mix of planned and unplanned variety of fun drives with fellow MVMC members in a wonderful part of the country, perfect for Miatas.

Chuck Valley, Rally Master  
Miami Valley Miata Club



## More Photos from Dogwoods in the Smokies

*Courtesy of Diane Owens of Mountain Miatas, by way of Mike Wheeler*



## ~ MVMC Poker Run Drive & Picnic ~



Join Chuck & Pat Valley for the 5th Annual Poker Run

**Saturday, May 8th**

**Prizes will be awarded the TOP FIVE poker hands!**

After the drive, the Club will provide a picnic lunch of KFC chicken, chips and drinks at Rotary Park in Beavercreek; 2260 Dayton Xenia Rd., Beavercreek, Ohio 45434. Bring lawn chairs.

Starting Point: Xenia Bike Station 150 South Miami Avenue

When: 10:45

Driver's meeting: 11:00

Depart: 11:15



## Shop Talk (It's not just about the cars)

By Tim Howard



There is an advantage to occasionally buying a different Miata. The advantage is that it kindles your interest as you identify improvements you would like to make that enhance its comfort, convenience, or appearance. And so it has been with Ed Walker. As a result, we are collaborating again this month on another Shop Talk Article, covering Ed's latest project to improve his Blue 2006 retractable hardtop. After driving it for a few months, he realized how much he missed the self-dimming mirror that he had in his previous car. As most of us do

these days, Ed went online to see if any other Miata owners had experienced this same sense of loss. More importantly, Ed wanted to know what, if anything, they had done to remedy the problem. As you know, the Internet rarely fails you, and such was the case here. The Internet provided several testimonials from enterprising owners that replaced their old-fashioned manual day/night mirrors with modern, electronic mirrors that are self-dimming. As a bonus, also included were other features such as a compass, ambient temperature, and the granddaddy of all features, a Home link compatible garage door opener. The company that supplies Mazda with original equipment rearview mirrors, Gentex, will sell you any or all their products through their online store. Alternatively, if your online research is thorough enough, you can come away knowing exactly what model mirror you need for your application. Armed with that knowledge, you can go to eBay and find a used mirror at a much lower cost. That is the path that Ed followed. Ed wanted the full boat, auto dimming, garage door opener, temperature, and compass. He needed a model that was original equipment on a Mazda 6. He found one for \$60.00 and it arrived at his home in just a couple of days, including installation instructions.

I helped on most of the project, but I was not there for what Ed describes as the most challenging part: removing the existing mirror from its mount on the windshield. One would envision some sort of set screw that you loosen and then remove the mirror. That is not the case. There is a small, rectangular opening in the base of the mirror into which you insert a little screwdriver and apply considerable pressure to a flat spring inside the base to move the spring out of the way to release the mirror. The tricks are knowing that the spring is inside the base, knowing which direction you move it to cause the release, and knowing how much pressure you can apply and not break the windshield, all difficult to accomplish when you can't see what is inside the base until you get it off. The picture at right, taken after the mirror was removed, will give you an idea what needs to be done.



When I got involved, we decided that the best way to install the wiring needed to power the mirror would be to remove the interior plastic trim that covers both the top of the windshield and the driver's side windshield post. The second step was to run the three wires that power the mirror. Two wires extend from the center of the windshield where the mirror is located to a point about halfway across the top of the driver's side windshield, where they are spliced into designated existing wires. The third wire extends across the top of the windshield and down the driver's side windshield post, and is then fished through an opening at the side of the dash down into the fuse box located near the floor on the driver's side. Ed had also purchased a fuse splitter which allows you to remove a fuse and replace it with the splitter which contains two fuses, each connected to a separate wire which allows you to then run two separate fused lines from one outlet in the fuse box. That device must be connected to a switched line so that when the engine is turned off, the power to mirror will be cut off. We used the accessory fuse for this purpose. Once all three wires were spliced into place, we reassembled everything and tested the mirror's functions. Fortunately, everything worked. The process took about 2 hours, and Ed is well pleased with his new accessories. By the way, the assembly instructions Ed got with the mirror were thorough and easy to understand. Below you will find a few pictures taken during the process and of the mirror in its new home.





## Miata Parts for Sale!

For Sale - Steel braided clutch line for NB and maybe NA models. New, never used. \$25. Contact Pat 937-232-5614 or [p19g53@gmail.com](mailto:p19g53@gmail.com)



## Wheels and Tires for Sale! And a Radio – FREE!

**Bob Tonge** has a set of 2005 factory alloy wheels with Bridgestone Potenza summer tires that won't fit his 2019 Miata. They were used during two summers only and are only lightly worn. He would like \$200 for the set but will accept the best offer.

**Editor's Note:** Bob's tires may be something like those shown below. The RE-71R is known for tenacious grip. Check with Bob for details.



BRIDGESTONE  
**POTENZA RE-71R**  
Extreme Performance Summer

Size: **205/45R16 87W XL**  
Style: **Blackwall**  
Load Range: **XL** ⓘ  
Serv. Desc: **87W** ⓘ  
UTQG: **200 A A** ⓘ

Bob also has a fully functional factory radio for a 2005 Miata, free to any interested party.

Contact Bob, who lives in Centerville, at 614-309-9515.

## Yet More Miata Parts Still for Sale!

**Susan Cain's** 2003 Miata was totaled in an accident in December when a woman turned in front of her (yikes!). She was bummed, to say the least, but soon replaced it with a black 2015 Grand Touring with retractable hard top (good show!). Before the 2003's unfortunate demise, Susan had invested in a number of upgrades which she now offers for sale to MVMC members.



Miata Hard Top Storage Stand  
Used, like new - \$75  
Contact info: Susan Cain  
lawcain7@outlook.com



Miata Hard Top Cover - \$20  
Contact info: Susan Cain  
lawcain7@outlook.com



Miata Cab Cover, 'Coverbond 4' - \$30  
Contact info: Susan Cain  
lawcain7@outlook.com



OEM Spark Plugs, new LFJR-18-110  
Purchased 2018, never used - \$30



Dr. ColorChip Touch-up Paint Kit, Garnet Red Mica, 25F - \$15



Garnet Red Mica 25F  
Touch-up Paint 1/2 oz  
\$5

### Item Descriptions

- Hard Top Trolley Cart or Storage Stand w/locking wheels, black, 40x30x20, like new - \$75
- Hard Top Storage Cover, gray, like new - \$20
- Cab Cover, 'Coverbond 4' gray for NA & NB, used, good condition - \$30
- OEM Mazda Spark Plugs, 'LFJR-18-110' in original boxes. New. Purchased in 2018 for 2015 NC, but never used - \$30
- Parchment Tan Vinyl Boot Cover from 2003 NB, very good condition - \$50
- Garnet Red Mica, 25F, Touch-up paint , 1/2 oz. (purchased July 2020, used small amount) - \$5
- Dr. ColorChip paint kit, Garnet Red Mica 25F, (purchased July 2020, used small amount once) - \$10

**Contact info: Susan Cain, [lawcain7@outlook.com](mailto:lawcain7@outlook.com), 937-232-3363 - please leave message**



Miata Boot Cover, Parchment, 1999-2005 - \$50  
Contact info: Susan Cain, lawcain7@outlook.com