

April 2023 Volume 35, Issue 4

The President's Corner

by Chuck Valley



The Miami Valley Miata Club has several events happening in April. Those who have made reservations are anticipating an outing April 5th through 8th to Cumberland Falls near Corbin Kentucky to view a "moonbow", also referred to as a "lunar rainbow". The Mountain Miata Club will be meeting up there with several members from our club. If you have missed _this opportunity_ and enjoy real adventure, you can also visit Victoria Falls on the Zambia-Zimbabwe border. I've heard some members from our club may be considering driving there – good luck to you!

Remember April 15th 10a-3p at the Mott Farm is Spring Shop Day. This is a great opportunity for our members to have their Miatas tuned up for the driving season. Coffee and donuts will be provided by the club. For more details and to reserve time for your Miata, get in touch with our Tech Advisor Tim Howard 937-287-2424 by next week. There is a \$25 per hour fee for lift time.

The upcoming Meet & Greet will be at Rip Rap Roadhouse, April 18th, Dayton Ohio.

Then for history buffs, join the Valleys on a tour of the Garst Museum in Greenville Ohio. This is a museum with its roots in the American experience that houses over 300,000 artifacts on display in 35,000 square feet of exhibit space. Among the many exhibits, American military history from 1795 through today is highlighted. An announcement with details for this outing will be out soon.

Chuck Valley, President
Miami Valley Miata Club









Upcoming Meet & Greet Dates and Locations

April 18	Rip Rap Roadhouse, 6024 Rip Rap Road, Dayton
May 16	Donato's Pizza, 3197 Rodenbeck Drive, Beavercreek
June 20	Chappy's Social House, 7880 Washington Village Drive, Centerville

"The newsletter is an official MVMC publication. By agreement with Jeff Schmitt Mazda we are to provide them with advertising space with their logo in every issue of the newsletter. As the Jeff Schmitt logo is a part of the newsletter, we don't want to appear to be in competition with our sponsor. Therefore, no advertising of used vehicles will appear in the newsletter.

We will advertise Miata related parts in the newsletter at no charge for MVMC members. The MVMC will help with preparing and releasing advertisements for used vehicles for MVMC members by e-mail distribution directly to members and on MVMC Facebook page(s)."

Miami Valley Miata Club Officers for 2023

 President Chuck Valley	 Secretary-Treasurer Pat Valley
 Vice President Vacant	 Technical Director Tim Howard
 Membership Director Gina Seay	 Newsletter Editor Dave Berry
 Rally Master Mike Allen	 Webmaster Christy Haynes

MVMC 2023 Calendar of Events

NOTE: This is displayed as a running calendar of upcoming events for which at least two of the three factors of date, host(s) and venue are CONFIRMED.

Date	Event	Host(s)	Venue
Apr 5-8	Cumberland Falls Drive	Mike Wheeler	Cumberland Falls State Resort Park, Kentucky
Apr 15	Spring Maintenance Day	Tim Howard & Ed Walker	Mott Farm, Casstown, OH
Apr 18	Meet & Greet	MVMC Officers	Rip Rap Roadhouse, Dayton, OH
Apr 22	Garst Museum – Annie Oakley & Civil War	Chuck & Pat Valley	Greenville, OH
May 6	UFO Convention	Dan Kirkpatrick	Fairborn, OH
May 13	Donut Trail Drive & Munch	Mike & Gail Allen	Multiple
May 16	Meet & Greet	MVMC Officers	Donato's Pizza, Beavercreek, OH
May 20	Mecum Auction	Tim Howard	Indianapolis
May 20	Poker Run	Chuck & Pat Valley	Here and There
Jun 3	Voice of America Tour	Tony & Jeanne Zlocki	Mason, OH
Jun 10	Drive & Picnic (w/ Range Time)	Titely	Fairborn, OH
Jun 11	Cincinnati Concours d'Elegance	Tim Howard & Ed Walker	Ault Park, Cincinnati
Jun 20	Meet & Greet	MVMC Officers	Chappy's Social House, Centerville, OH
Jun 24	Cobra Show	Tim Howard & Ed Walker	London, OH
Jun 24	Drive & Dine	Randy & Lynda Mott	TBA

From the Membership Desk

By Gina Seay
Membership Director

We added no new members in March.

We wish the following members happy birthday in April:

April Birthdays

Celebrating birthdays this month are:

James Gentry, George Wetmore,
Mike Allen, Dave Berry, Nancy
Thibeault

HAPPY★BIRTHDAY

New Members in 2023

Daniel & Brenda Donahue
James & Terry Gentry
Karen & Wayne Honigford

welcome
to the **CLUB**



Mazda
ON THE WEB Links of interest:

MVMC GROUP FACEBOOK PAGE:

<https://www.facebook.com/groups/300608016771949/>

MVMC ORG FACEBOOK PUBLIC PAGE

<https://www.facebook.com/pages/Miami-Valley-Miata-Club/229407270577928>

LINKS TO MIATA CLUBS IN THE MIDWEST

<http://www.miata.net/clubs/ohkywv.html>

BUCKEYE MIATA CLUB / COLUMBUS- <http://www.buckeyemiataclub.com/>

GREATER CINCINNATI <http://www.cincimiata.com/news.asp>

INDY MIATA CLUB <http://www.indymiata.org/>

OHIO MIATA OWNERS FACEBOOK PRIVATE GROUP (request to join)

<https://www.facebook.com/groups/478759678813248/>

Treasurer's Report

By Pat Valley, Secretary-Treasurer

Beginning Balance:	\$5,165.86
Income for March:	\$40.00
Expenses:	\$0
Bank Balance:	\$5,205.86

OUR NEW MEMBERSHIP DIRECTOR IS GINA SEAY

2023 MEMBERSHIP RENEWAL IS DUE NOW

Don't miss out on access to our Members-only Website, Newsletters, Monthly Meet & Greets, Drive & Dines, plus other Club events!

RENEW NOW TO STAY ON THE ACTIVE LIST!

Membership form is available online at:

[Membership Form \(PDF\)](#)

Dues are still only \$20

Checks should be made out to: **Miami Valley Miata Club**

Mail to:

Gina Seay
61 West Hunter Drive
Enon, OH 45323

AND

If you know someone who has a Miata, that's not a member or was a member previously, encourage them to join in the fun of the club!!!



2023 Spring Maintenance Day



What: Get your Miata ready for the 2023 driving season while enjoying some time with Miata enthusiasts. As usual there will be coffee and donuts.

Why: Take advantage of Randy's great workshop and accumulated club experience with Miatas.

How: If you would like to schedule work, contact Tim Howard at 937-287-2424 or email tghcc@woh.rr.com to discuss the work you would like done and reserve a time slot. Also, contact Tim if you are interested in a brief class on buffing paint. If there is enough interest we will schedule a class.

Note: If you are scheduling work, bring your own consumables (oil, filter, etc.). Lift time will be billed at \$25.00 per hour.

SPECIAL BULLETIN.....SPECIAL BULLETIN.....SPECIAL BULLETIN.....SPECIAL BULLETIN

We have contacted our old friend Keith Hampton, The Paint-less Dent Wizard, and he has agreed to attend our Spring Maintenance Day on April 15th. Keith will repair dents on your Miata as well as all other makes and models. As in the past, Keith will work for cash, and his fee schedule will be as follows:

- Three (3) dents up to the size of a quarter in up to two panels – \$70.00.
- Three (3) dents up to the size of a quarter in up to 3 panels – \$90.00.
- More dents, bigger dents, or more panels will require an on-site estimate.

If you have questions or would like to schedule an appointment with Keith, call Tim Howard at 937-287-2424, or email him at tghcc@woh.rr.com

Shop Talk (It's not just about the cars)

By Tim Howard



Since I became a Technical Director, one of the issues that I have been asked about most frequently is how difficult is it to install new seat covers, and which ones do I recommend. I suppose that this is a natural question. Miatas are well designed and very durable cars, but as they age and we slide in and out thousands of times and leave the seats exposed to direct sunlight, it is inevitable that the upholstery will begin to show some wear. After all, the original NA models are now over 33 years old.

More than a few years ago when I was restoring my white 1990, I wrote a Shop Talk article covering the installation of new upholstery. To clarify, the upholstery that I purchased via the internet at that time was made from Naugahyde and designed to replace the original seat covers. That is to say, you remove the original seat covers, repair any damage to the cushions and frame and then install new upholstery, attaching it with hog rings just like the upholstery that came from the factory. This worked great, but it was a significant task (25 pages of instruction and more than most home hobbyists would be willing to take on). It is just too intimidating. At the right, you can see the result of that endeavor. Although difficult to achieve, I believe the results were well worth the effort.



A few years later I had a second chance to do this job on another 1990, The Green Monster. This time I decided to try a less challenging approach, something that a home hobbyist might be more likely to attempt on his or her Miata. The seat covers that I chose this time were my second choice the first time around, Moss Motors leatherette (Naugahyde) seat covers. I have always been impressed by the quality of Moss Motors products, and these seat covers are designed to be installed by the non-professional. I was very impressed by the quality of the material and the construction of the product.



Moss had a short online instruction video that you can watch which explains the proper approach to installation. As opposed to removing the original upholstery and attaching the new covers with hog rings, the Moss seat covers are designed to be installed over the existing covers and attached with Velcro and webbed nylon straps. I was happy with how well the system worked. Installers will want to pay special attention to pulling the covers very tight before fastening the Velcro and straps. In addition, I found that it was helpful to use a heat gun lightly to get wrinkles out of the fabric before tightening. Depending on how many miles are on your seats, you may find it useful to add a little supplemental foam to restore the original shape where the old seat foam has been compressed.

My car had about 160,000 miles on the clock, so I chose to shape and glue on some supplemental foam. Additionally, I added a second step that was not in the instructional video. I used spray glue to attach the middle of the seat bottom and back to the existing seat. This keeps the new cover from moving around and wrinkling during use. Even without these extra steps, I think that most people would be happy with the finished appearance. Above left is a picture of one of my seats after this installation was complete.

Later, I had the occasion to install another set of Moss Motors seat covers, but this time it was actual leather. I used the same installation process and, as you might expect, the results were more than acceptable. I mention this to make the point that, in the future, I would likely not spend the extra money to get real leather. The appearance of the leatherette is so close to real leather that I would not bother. Additionally, the leatherette is probably more durable.

If you are considering a seat cover upgrade and would like more input, please feel free to ask more questions the next time you see me.

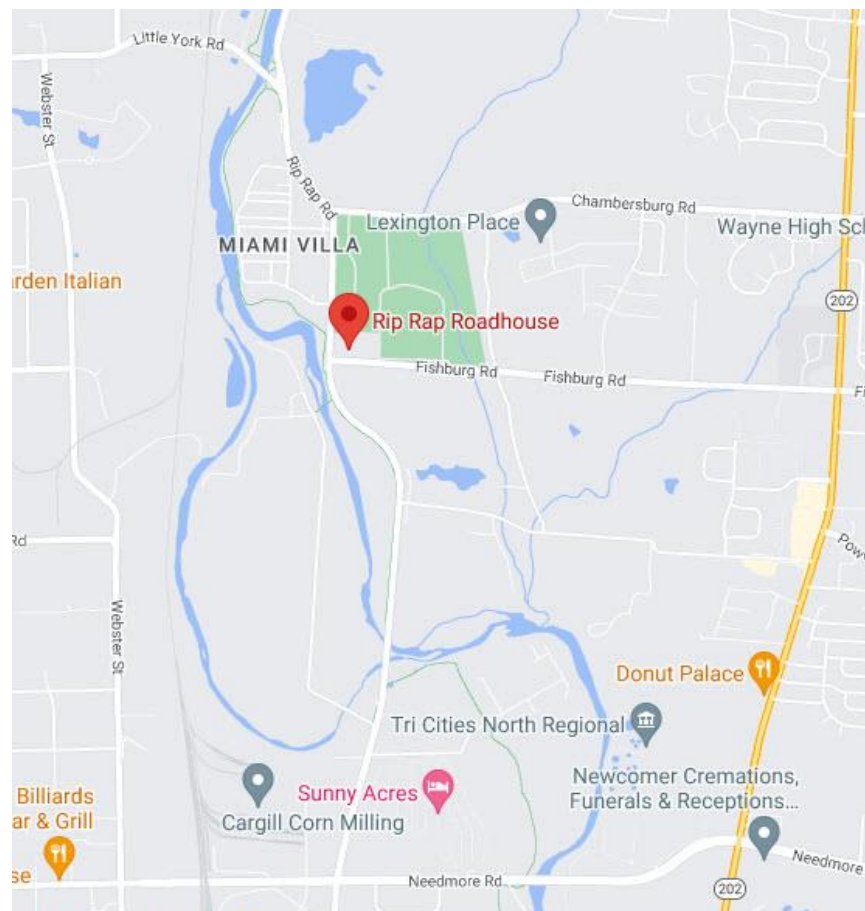
April Meet & Greet

Date: Tuesday, April 18

Time: Arrive as early as 5:30pm to socialize and order early

Location: Rip Rap Roadhouse, 6024 Rip Rap Road, Dayton

Link to Rip Rap Roadhouse: <https://www.ripraproadhouse.com/>





Miatas just love Spring